

20  
24  
COLLECTION

**SLAB**TILE  
1200 X 2400 MM

# NATURAL

# URVE

ethereal

palette unveiled.

Welcome to a world where artistry and nature intertwine, where beauty is captured in its purest form. Our latest catalogue showcases a breathtaking collection of 1200x2400mm big format tile that pay homage to the everlasting allure of marble, while drawing inspiration from the mesmerizing wonders of the natural world.



1200 ×  
2400 mm

9 mm  
thickness

Introducing our impressive large-format tile, measuring an expansive 1200x2400mm with a slimline thickness of 9mm. This tile is designed to redefine the aesthetics of any space with its grand dimensions, offering a seamless and elegant surface that exudes modernity and sophistication.

# advantages of slabtile

## 1. SPACIOUSNESS

In the same way that light colors provide the feeling of greater size to any room, the size or size of the tiles also directly affects the perception of the size of a room.

If you intend to visually extend an environment, that is to say that gives the feeling of being larger than it is in reality, the most appropriate and recommended is to lean on large-scale porcelain tiles.

## 2. VARIETY OF USES

Large surfaces give way to a large number of innovative ideas regarding design, since they offer a large number of uses. It is possible to use porcelain tiles for the design of bathrooms, kitchens, countertops, work tables, among many other ideas, due to its size, consistency and high technical performance.

## 3. CONTINUITY EFFECT

The large extensions in the porcelain pieces allow coating the surfaces making use of a small number of pieces. This translates into a smaller number of groupings, which makes it possible to create a higher visual level of uniformity.

The reduction of the grouping of the pieces provokes a greater visual continuity that only large-format porcelain sheets can offer. In addition, as the pieces are of rectified joints, the separation between the sheets is extremely reduced. Despite this, we recommend that the filling between pieces be done with color or tone similar to the tile, giving the illusion that it is a single piece.

## 4. INSTALLATION TIME

Another advantage that we can highlight about this type of format, is the reduction of installation time. When the porcelain tile is larger, it requires a smaller number of sheets, which in turn facilitates its assembly and minimizes the time dedicated to it.

Years ago, it could be heard that large-format tiles were more complicated to place compared to traditional tiles. However, these problems were left in the past thanks to innovative installation methods that allow quick, easy and simple tiling.

## 5. SUITABLE FOR FACADES

The large-format porcelain stoneware can use great techniques when coating the facades, not only for its size, but for the benefits of strength and durability they provide.

## 6. LARGE FORMATS ARE TREND

Also, if you want to be up to date and follow the dictates of fashion, you should take note of the use of large porcelain formats. In them, you will find the answer to create spaces of great beauty and uniqueness.

With large-format tiles you can unify spaces and are easy to integrate with other types of porcelain stoneware such as hydraulic tiles that provide a more vintage touch, to design original and modern rooms.

## 7. BRUTALIST STYLE

If you are a fan of the Brutalist Style, large-format tiles are your great ally. The crude and primitive nature of the brutalist style, which frequently uses materials from the past, fits perfectly with the technical characteristics of large formats, as well as with its wide range of applications.

## 8. MORE HYGIENIC

And, last but not least: large-format tiles are more hygienic. You wonder why? With less together, there are fewer areas in which to store the dirt. Therefore, large-scale porcelain stoneware is in itself more hygienic, providing, at the same time, a faster and easier cleaning.

## FEATURES OF SLAB

Slab Tile is a remarkable and versatile flooring solution that combines aesthetic appeal with exceptional durability. With its unique features and benefits, Slab tile stands out as an excellent choice for both residential and commercial spaces. Let's delve into the key features that make Slab Tile a desirable flooring option



WATER  
RESISTANT



HYGIENIC  
SURFACE



FLEXIBLE



SCRATCH  
RESISTANT



HEAT  
RESISTANT



FROST  
RESISTANT



STAIN  
RESISTANT



CHEMICAL  
RESISTANT

# polished

LIGHT COLLECTION



Illuminate your surroundings with our Polished Light Collection, a tribute to the purity and grace of light marble. These tiles boast a mirror finish that radiates brilliance, infusing your spaces with a sense of openness and serenity. As light dances across the surface, experience the magic of reflections that create an aura of tranquility. Elevate your interiors with the Polished Light Collection and let your spaces breathe with luminosity.



## Bathroom

slabtile

### Wall

Classic Carrara  
1200x2400mm

### Floor

Classic Carrara  
1200x2400mm

# Bathroom

---



## Bookmatch



## Floor

Classic Carrara  
1200x2400mm




## Classic Carrara

Available Surface  
Polished / Digimatt

1200x2400mm  
9mm thickness

Total Faces | 5



Classic Carrara



# Reception

## Bookmatch



## Wall

Royal Carrara  
1200x2400mm

## Floor

Royal Carrara  
1200x2400mm



# Kitchen

---



## Table Top

Royal Carrara  
1200x2400mm

## Floor

Royal Carrara  
1200x2400mm




## Royal Carrara

Available Surface  
Polished / Digimatt

1200x2400mm  
9mm thickness

Total Faces | 3



Royal Carrara

# Showroom

---



## Wall

Carrara Gold  
1200x2400mm

## Floor

Carrara Gold  
1200x2400mm




## Carrara Gold

Available Surface  
Polished / Digimatt

1200x2400mm  
9mm thickness

Total Faces | 4



Carrara Gold





## Restaurant

slabtile

### Wall

Royal Armani Ivory  
1200x2400mm

### Floor

Royal Armani Ivory  
1200x2400mm



## Reception

slabtile

**Wall**  
Royal Armani Bianco  
1200x2400mm

**Floor**  
Royal Armani Bianco  
1200x2400mm

## Office

---

### Wall

Royal Armani Grey  
1200x2400mm

### Floor

??  
1200x2400mm





## Royal Armani **Ivory**


**Available Surface**  
Polished / Digimatt

---

1200x2400mm  
▨ 9mm thickness

---

Total Faces | 3



## Royal Armani **Bianco**

**Available Surface**  
Polished

---

1200x2400mm  
▨ 9mm thickness

---

Total Faces | 3





## Royal Armani Grey

Available Surface  
Polished / Digimatt

1200x2400mm  
9mm thickness

Total Faces | 3




Royal Armani Grey



## Reception

---

### Bookmatch



### Wall

Calcutta Raffallo  
1200x2400mm

### Floor

Calcutta Raffallo  
1200x2400mm






## Calcutta Raffallo

Available Surface  
Polished / Digimatt

1200x2400mm  
9mm thickness

Total Faces | 3



Calcutta Raffallo



# Reception

---



## Wall

Calcutta  
1200x2400mm

## Floor

??  
1200x2400mm



## Dining Area

slabtile

**Wall**  
Calcutta  
1200x2400mm

**Floor**  
Paradise Grey  
1200x2400mm



## Lift Area

slabtile

### Wall

Calcutta Gold  
1200x2400mm

### Floor

Pietra Gris  
1200x2400mm




## Calcutta

Available Surface  
Polished / Digimatt

1200x2400mm  
9mm thickness

Total Faces | 4




## Calcutta Gold

Available Surface  
Polished

1200x2400mm  
9mm thickness

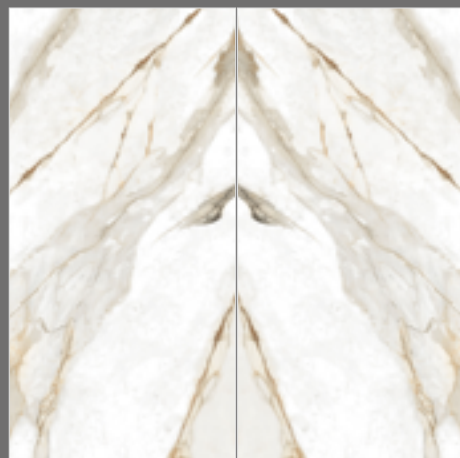
Total Faces | 2



# Reception

---

## Bookmatch



## Wall

Atlantis Gold  
1200x2400mm

## Wall 2

??  
1200x2400mm



## Dining Area

---



### Wall

Atlantis Gold  
1200x2400mm

### Floor

Atlantis Gold  
1200x2400mm



## Atlantis **Gold**

Available Surface  
Polished / Digimatt

1200x2400mm  
9mm thickness

Total Face | 1

Atlantis Gold






## Statuario Bianco Soft

Available Surface  
Polished / Digimatt

1200x2400mm  
9mm thickness

Total Faces | 3




## Living Room

Floor  
Statuario Bianco Soft  
1200x2400mm



Bookmatch



## Living Room

slabtile

**Wall**  
River Stone Grey  
1200x2400mm

**Floor**  
River Stone  
1200x2400mm



## River Stone Grey

Available Surface

Polished

1200x2400mm  
9mm thickness

Total Face | 1

River Stone Grey



## Living Room

---

### Bookmatch



### Wall

Statuario Nevo Extra  
1200x2400mm

---

### Floor

Statuario Nevo Extra  
1200x2400mm




**Statuario Nevo Extra**

Available Surface  
Polished / Digimatt

1200x2400mm  
9mm thickness

Total Faces | 3



## Living Room



Wall  
Grigio Armani Natural  
1200x2400mm



## Living Room

slabtile

### Wall

Grigio Armani Natural  
1200x2400mm

### Floor

Grigio Armani Natural  
1200x2400mm




## Grigio Armani **Natural**

**Available Surface**  
Polished / Digimatt

1200x2400mm  
9mm thickness

Total Faces | 2



Grigio Armani Natural





## Reception

slabtile

**Wall**  
Paradise Crema  
1200x2400mm

**Floor**  
Paradise Crema  
1200x2400mm

# Reception

---

## Wall

Paradise Grey  
1200x2400mm

## Floor

Paradise Grey  
1200x2400mm





## Paradise Crema

### Available Surface

Polished / Digimatt / Carving

1200x2400mm  
9mm thickness

Total Faces | 3



## Paradise Grey

### Available Surface

Polished / Digimatt / Carving

1200x2400mm  
9mm thickness

Total Faces | 3



## Living Room

### Bookmatch



### Wall

Grigio Carnico  
1200x2400mm

### Floor

Grigio Carnico  
1200x2400mm





## Grigio Carnico

Available Surface

Polished

1200x2400mm  
9mm thickness

Total Face | 1

Grigio Carnico





## Living Room

slabtile

### Wall

Cineto Bianco  
1200x2400mm

### Floor

Cineto Bianco  
1200x2400mm



## Bathroom

**Wall**

Cineto Grey  
1200x2400mm

**Floor**

Cineto Grey  
1200x2400mm

slabtile



### Cineto **Bianco**

**Available Surface**  
Polished / Digimatt / Carving

---

1200x2400mm  
▨ 9mm thickness

---

Total Faces | 4



### Cineto **Grey**

**Available Surface**  
Polished / Digimatt / Carving

---

1200x2400mm  
▨ 9mm thickness

---

Total Faces | 4



# Bathroom

---

## Wall

Rosalina Brown  
1200x2400mm

---

## Floor

Rockland  
1200x2400mm

---

## Bath Tub | Wash Basin

Rosalina Brown  
1200x2400mm



# Restaurant

---




## Wall

Rosalina Grey  
1200x2400mm

---

## Floor

Rosalina Grey  
1200x2400mm



## Rosalina **Brown**

Available Surface


Polished

---

1200x2400mm  
▨ 9mm thickness

---

Total Faces | 2



## Rosalina **Grey**

Available Surface


Polished / Digimatt

---

1200x2400mm  
▨ 9mm thickness

---

Total Faces | 2





## Living Room

slabtile

**Wall**  
Marfil Natural  
1200x2400mm

**Floor**  
Marfil Natural  
1200x2400mm



## Marfil Natural


Available Surface  
Polished / Digimatt

1200x2400mm  
9mm thickness

Total Faces | 3




Marfil Natural





Bookmatch



## Living Room

slabtile

**Wall**  
Statuario Lux  
1200x2400mm

**Floor**  
Statuario Lux  
1200x2400mm




## Statuario Lux

Available Surface  
Polished / Digimatt

1200x2400mm  
9mm thickness

Total Faces | 3



Statuario Lux



# Reception

---

## Wall

Onyx Crema  
1200x2400mm

## Floor

Onyx Crema  
1200x2400mm



# Bathroom

---



## Wall

Onyx Grey  
1200x2400mm

## Floor

Onyx Grey  
1200x2400mm




## Onyx Crema

Available Surface  
Polished / Digimatt

1200x2400mm  
9mm thickness

Total Faces | 3

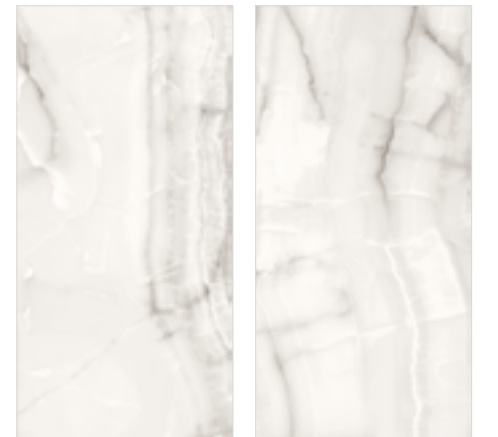


## Onyx Grey

Available Surface  
Polished / Digimatt

1200x2400mm  
9mm thickness

Total Faces | 3



# Bathroom

---

## Wall

Silver River  
1200x2400mm

## Floor

Silver River  
1200x2400mm





## Siver River

Available Surface  
Polished / Digimatt

1200x2400mm  
9mm thickness

Total Faces | 3



Siver River





## Living Room

slabtile

**Wall**  
Capachino Ivory  
1200x2400mm

**Floor**  
Capachino Ivory  
1200x2400mm

# Women Dress

## Showroom



### Wall

Capachino Grey  
1200x2400mm

### Floor

Capachino Grey  
1200x2400mm






### Capachino Ivory

Available Surface  
Polished / Digimatt

1200x2400mm  
9mm thickness

Total Faces | 3




### Capachino Grey

Available Surface  
Polished / Digimatt


1200x2400mm  
9mm thickness

Total Faces | 3



# Bathroom

## Bookmatch



## Wall

Statuario Himalaya  
1200x2400mm

## Floor

Statuario Himalaya  
1200x2400mm





## Statuario Himalaya

Available Surface  
Polished / Digimatt

1200x2400mm  
9mm thickness

Total Face | 1

Statuario Himalaya



## Hotel Reception

---



### Wall

Mountain White  
1200x2400mm

### Floor

Unicorn Grey  
1200x2400mm



## Mountain **White**

Available Surface  
Polished / Digimatt

1200x2400mm  
9mm thickness

Total Faces | 4



Mountain White



## Dining Area

---




### Wall

Onice Cream  
1200x2400mm

### Floor

Onice Cream  
1200x2400mm





## Onice Cream

Available Surface  
Polished / Digimatt

1200x2400mm  
9mm thickness

Total Faces | 4



Onice Cream



## Living Room

slabtile

### Wall

Onyx Natural Bianco  
1200x2400mm

### Floor

Onyx Natural Bianco  
1200x2400mm



## Onyx Natural **Bianco**


**Available Surface**

Polished / Digimatt

1200x2400mm

9mm thickness

Total Faces | 2



slabtile

Onyx Natural Bianco



# Reception

---

## Wall

Onyx Fantastic White  
1200x2400mm

---

## Floor

Armonia Grey  
1200x2400mm

---

## Table

Onyx Fantastic White  
1200x2400mm





## Bathroom

slabtile

### Wall

Onyx Fantastic Olive  
1200x2400mm

### Floor

Onyx Fantastic Olive  
1200x2400mm



## Onyx Fantastic **White**


Available Surface  
Polished / Digimatt

---

1200x2400mm  
9mm thickness

---

Total Faces | 3



## Onyx Fantastic **Olive**

Available Surface  
Polished / Digimatt

---

1200x2400mm  
9mm thickness

---

Total Faces | 3





## Living Room

slabtile

**Wall**  
Grand Onyx Bianco  
1200x2400mm

**Floor**  
Grand Onyx Bianco  
1200x2400mm



## Grand Onyx **Bianco**

Available Surface  
Polished / Digimatt

1200x2400mm  
9mm thickness

Total Faces | 3



Grand Onyx Bianco



## Dining Area

---

### Wall

Quantum Pulpis Grey  
1200x2400mm

### Floor

Quantum Pulpis Grey  
1200x2400mm



### Quantum Pulpis Grey

Available Surface  
Polished / Digimatt

1200x2400mm  
9mm thickness

Total Faces | 3





## Bathroom

slabtile

**Wall**  
Carrara Natural  
1200x2400mm

**Floor**  
Carrara Natural  
1200x2400mm




## Carrara Natural

Available Surface  
Polished / Digimatt

1200x2400mm  
9mm thickness

Total Faces | 3



Carrara Natural



# Kitchen

---

## Wall

Golden Calcutta  
1200x2400mm

---

## Floor

??  
1200x2400mm

---

## Table Top

Golden Calcutta  
1200x2400mm



## Golden Calcutta


Available Surface

Polished

1200x2400mm

9mm thickness

Total Faces | 3



Golden Calcutta





## Reception

Floor

Venatino Grey  
1200x2400mm

slabtile



## Venatino Grey

Available Surface  
Polished / Digimatt

1200x2400mm  
9mm thickness

Total Faces | 3



Venatino Grey



## Living Room

---

### Wall

Invisible Grey  
1200x2400mm

---

### Floor

Invisible Grey  
1200x2400mm



## Invisible Grey

Available Surface  
Polished / Digimatt

1200x2400mm  
9mm thickness

Total Faces | 3



Invisible Grey



## Living Room

---

### Wall

Crystal Onyx  
1200x2400mm

### Floor

Crystal Onyx  
1200x2400mm





## Crystal Onyx

Available Surface  
Digimatt

1200x2400mm  
9mm thickness

Total Faces | 2



Crystal Onyx



## Living Room

---



### Wall

Armonia Grey  
1200x2400mm

---

### Floor

Armonia Grey  
1200x2400mm

## Cafeteria

---

### Wall

Armonia Beige  
1200x2400mm

### Floor

Armonia Beige  
1200x2400mm





**Armonia Grey**


**Available Surface**

Polished

1200x2400mm

9mm thickness

Total Faces | 3



**Armonia Beige**


**Available Surface**

Polished / Digimatt

1200x2400mm

9mm thickness

Total Faces | 3



## Spa Area

---

### Wall

Himalaya Crystal  
1200x2400mm

### Floor

??  
1200x2400mm





## Himalaya Crystal

Available Surface  
Polished / Digimatt

1200x2400mm  
9mm thickness

Total Faces | 3



## Himalaya Ice

Available Surface  
Polished / Digimatt

1200x2400mm  
9mm thickness

Total Faces | 3



# Showroom

---

## Wall

Columbia Grey  
1200x2400mm

## Floor

Columbia Grey  
1200x2400mm





## Columbia Grey

Available Surface

Polished

1200x2400mm  
9mm thickness

Total Faces | 3



Columbia Grey



## Living Room

---



### Wall

Soul White  
1200x2400mm

---

### Floor

Soul White  
1200x2400mm




### Soul White

Available Surface  
Polished / Digimatt

1200x2400mm  
9mm thickness

Total Faces | 3



Soul White



# Kitchen



Floor  
Breccia Siena Silver  
1200x2400mm

# Restaurant

---

## Wall

Brescia Bianco  
1200x2400mm

## Floor

Brescia Bianco  
1200x2400mm





### Breccia Siena **Silver**

**Available Surface**  
Polished / Digimatt

1200x2400mm  
9mm thickness

Total Faces | 3



### Breccia **Bianco**

**Available Surface**  
Polished / Digimatt

1200x2400mm  
9mm thickness

Total Faces | 3



## Dining Area

---


### Wall

Kashmir White  
1200x2400mm

### Floor

Kashmir White  
1200x2400mm






## Kashmir White

Available Surface  
Polished / Digimatt

1200x2400mm  
9mm thickness

Total Faces | 3



Kashmir White



## Living Room



Floor  
Marfil Bianco  
1200x2400mm



## Marfil Bianco

Available Surface

Polished

1200x2400mm

9mm thickness

Total Faces | 3



Marfil Bianco





## Living Room

slaptile  
Wall

Marfil Beige  
1200x2400mm

Floor

Marfil Beige  
1200x2400mm



## Marfil Beige

Available Surface  
Polished / Digimatt

1200x2400mm  
9mm thickness

Total Faces | 4



Marfil Beige



## Reception

slabtile

**Wall**  
Marseille Natural  
1200x2400mm

**Floor**  
Marseille Natural  
1200x2400mm




## Marseille **Natural**

Available Surface  
Polished / Digimatt

1200x2400mm  
9mm thickness

Total Faces | 2



slabtile

Marseille Natural



## Reception

---



### Wall

Berline Ivory  
1200x2400mm

### Floor

??  
1200x2400mm



## Berlin Ivory

Available Surface  
Polished / Digimatt

1200x2400mm  
9mm thickness

Total Faces | 3



Soul White



# polished

DARK COLLECTION

Step into the world of elegance and sophistication with our Polished Dark Collection. These exquisite tiles feature the timeless allure of dark marble, enhanced by a mirror finish that adds a touch of luxury to any space. The mirror-like surface creates captivating reflections, amplifying the beauty of your interiors. Elevate your design vision with the Polished Dark Collection and let your spaces shimmer with opulence.





## Living Room

slabtile

Wall

Pietra Real  
1200x2400mm

Floor

Pietra Real  
1200x2400mm

# Bathroom

Wall

Pietra Gris  
1200x2400mm

Floor

Pietra Gris  
1200x2400mm

slabtile



## Pietra Gris


Available Surface  
Polished

---

1200x2400mm  
9mm thickness

---

Total Faces | 4



## Pietra Real


Available Surface  
Polished

---

1200x2400mm  
9mm thickness

---

Total Faces | 4



## Dining Area

---

### Wall

Saint Laurent  
1200x2400mm

---

### Floor


??  
1200x2400mm

---

### Table Top

Saint Laurent  
1200x2400mm





## Saint Laurent


Available Surface

Polished


1200x2400mm


9mm thickness

Total Faces | 3



Saint Laurent





## Argos Nero


Available Surface

Polished

1200x2400mm

9mm thickness

Total Faces | 2



slabtile



## Dining Area

Wall

Argos Nero  
1200x2400mm

## Living Room

---



Wall  
Madagascar Blue  
1200x2400mm




## Bathroom

slabtile

**Wall**  
Volcano Blue  
1200x2400mm

**Floor**  
??  
1200x2400mm





## Volcano Blue

Available Surface

Polished

1200x2400mm  
9mm thickness

Total Faces | 3




## Madagascar Blue

Available Surface

Polished

1200x2400mm  
9mm thickness

Total Faces | 3



# Showroom

---




## Wall

Sant Luc Azul  
1200x2400mm

## Floor

Grigio Armani Natural  
1200x2400mm




## Sant Luc Azul

Available Surface  
Polished

1200x2400mm  
9mm thickness

Total Faces | 4





## Living Room

slabtile

Wall

Pink Chiante  
1200x2400mm

Floor

Pink Chiante  
1200x2400mm



## Pink Chianti

Available Surface  
Polished

1200x2400mm  
9mm thickness

Total Faces | 4



Pink Chianti



# Showroom

---




## Wall

Lapis Red  
1200x2400mm

## Floor

??  
1200x2400mm




## Lapis Red

Available Surface

Polished

1200x2400mm  
9mm thickness

Total Faces | 3



Lapis Red






## Living Room

slabtile

**Wall**  
Claros Greek  
1200x2400mm

**Floor**  
??  
1200x2400mm




## Claros Greek

Available Surface

Polished

1200x2400mm  
9mm thickness

Total Faces | 3



Claros Greek



## Living Room

---


### Wall

Lemurian Aqua  
1200x2400mm

### Floor

??  
1200x2400mm





Lemurian Aqua

## Lemurian Aqua


Available Surface

Polished

1200x2400mm

9mm thickness

Total Faces | 3



# Restaurant

---


## Wall

Zer Stone Black  
1200x2400mm

## Floor

??  
1200x2400mm





## Zer Stone Black


Available Surface

Polished

1200x2400mm

9mm thickness

Total Faces | 3



# Reception

---


## Wall

Amazonite  
1200x2400mm

## Floor

??  
1200x2400mm






Amazonite

Available Surface

Polished

1200x2400mm  
9mm thickness

Total Faces | 3



Amazonite



*matt & carving*  
COLLECTION



Explore the artistry of our Matt & Carving Collection, where marble meets creativity. This collection showcases the understated charm of matt and satin finishes, bringing a tactile dimension to your design. What truly sets it apart is the intricate carving effect that adds depth and character to each tile. Immerse yourself in a world of texture and subtlety with the Matt & Carving Collection, where every tile tells a unique story.

# Cafeteria



## Wall

Arceli Grey  
1200x2400mm

## Floor

Arceli Grey  
1200x2400mm



**Arceli Grey**

Available Surface  
Matt / Carving

1200x2400mm  
9mm thickness

Total Faces | 2



Arceli Grey





Office

slabtile

Wall  
Arcelli Crema  
1200x2400mm

Floor  
Arcelli Crema  
1200x2400mm



**Arceli Crema**



Available Surface  
Matt / Carving

---

1200x2400mm  
9mm thickness

---

Total Faces | 2



**Arceli Bianco**

Available Surface  
Matt / Carving

---

1200x2400mm  
9mm thickness

---

Total Faces | 2





## Living Room

**Wall**  
Satation Caffè  
1200x2400mm

**Floor**  
Satation Caffè  
1200x2400mm



## Living Room

**Wall**  
Satation Grey  
1200x2400mm

**Floor**  
Satation Grey  
1200x2400mm



Satation **Caffè**

Available Surface  
Matt / Carving

---

1200x2400mm  
▨ 9mm thickness

---

Total Faces | 3



Satation **Grey**

Available Surface  
Matt / Carving

---

1200x2400mm  
▨ 9mm thickness

---

Total Faces | 3



## Swimming Pool

---

### Wall

Amron Steel Grey  
1200x2400mm

### Floor

??  
1200x2400mm





## Living Room

slabtile

### Wall

Amron Grefied  
1200x2400mm

### Floor

Amron Grefied  
1200x2400mm

## Swimming Pool

---



### Wall

Amron Ligth Grey  
1200x2400mm

### Floor

Amron Ligth Grey  
1200x2400mm




**Amron Grefied**

Available Surface  
Matt

1200x2400mm  
9mm thickness

Total Faces | 4




**Amron Ligth Grey**

Available Surface  
Matt

1200x2400mm  
9mm thickness

Total Faces | 4





## Amron Steel Grey

Available Surface  
Matt

1200x2400mm  
9mm thickness

Total Faces | 4



Amron Steel Grey





## Reception

slabtile

Wall  
Cortina Gris  
1200x2400mm

Floor  
??  
1200x2400mm

# Bedroom

---



## Wall

Cortina Verde  
1200x2400mm

## Floor

??  
1200x2400mm



## Cortina Verde

Available Surface

Matt

---

1200x2400mm  
 9mm thickness

---

Total Faces | 2



## Cortina Gris

Available Surface

Matt

---

1200x2400mm  
 9mm thickness

---

Total Faces | 2



# Bathroom

---

## Wall

Rockland Caffee  
1200x2400mm

## Floor

Rockland Caffee  
1200x2400mm



## Rockland **Caffè**


Available Surface  
Matt / Carving

---

1200x2400mm  
9mm thickness

---

Total Faces | 2



## Rockland **Choco**

Available Surface  
Matt / Carving

---

1200x2400mm  
9mm thickness

---

Total Faces | 2



# Bathroom

---

## Wall

Moon Stone Beige  
1200x2400mm

## Floor

Moon Stone Beige  
1200x2400mm



## Hotel Reception

### Wall

Moon Stone Grey  
1200x2400mm

### Floor

Moon Stone Grey  
1200x2400mm

slabtile



### Moon Stone Mist

Available Surface  
Carving

---

1200x2400mm  
9mm thickness

---

Total Faces | 3



### Moon Stone Grey

Available Surface  
Carving

---

1200x2400mm  
9mm thickness

---

Total Faces | 3






## Moon Stone Beige

Available Surface  
Carving

1200x2400mm  
9mm thickness

Total Faces | 3



Moon Stone Beige



## Kitchen Area

---

### Wall

Travertine Silver  
1200x2400mm

### Floor

Travertine Silver  
1200x2400mm



## Living Room

slabtile

Wall  
Travertine Ivory  
1200x2400mm

Floor  
Travertine Ivory  
1200x2400mm



## Travertine **Silver**

Available Surface  
Matt / Carving

---

1200x2400mm  
9mm thickness

---

Total Faces | 3



## Travertine **Ivory**

Available Surface  
Matt / Carving

---

1200x2400mm  
9mm thickness

---

Total Faces | 3



# Technical Specification

SR.NO	PHYSICAL PROPERTIE	TEST METHOD	TEST REQUIREMENT	SIMOLA'S PORCELAIN SLAB PERFORMANCE	REMARKS				
<b>(1) DIMENSION AND SURFACE QUALITY</b>									
1.1	Deviation in length (L) & width (W)								
	(a) The Deviation in percentage of the average size of each tile (2 or 4 sides) from the work size (w)	ISO10545-2	± 1MM	Avg + 0.20mm Avg -0.00mm	Complies				
(b) The deviation in percentage of the average size of each tile (2 or 4 sides) from the average size of the 10 test specimen (20 or 40 side)	Avg + 0.14mm Avg -0.00mm								
1.2	Thickness								
	The deviation in percent of the average thickness of each tile from the worksite thickness	ISO10545-2	± 1MM	Avg + 0.00mm Avg -0.15mm	Complies				
1.3	Straightness of sides								
	The maximum deveiation from rectangularity in percent related to corresponding work size	ISO10545-2	± 0.8MM	Max + 0.14mm Max - 0.16mm	Complies				
1.4	Rectangularity								
	The maximum deveiation from rectangularity in percent related to corresponding work size	ISO10545-2	± 0.8MM	Max + 0.16mm Max - 0.17mm	Complies				
1.5	Surface flatness								
	(a) Centre curvature Centre curvature related to diagonal calculated from the work size.	ISO10545-2	± 1.8 mm	Max + 0.12 mm Max - 0.00 mm	Complies				
	(b) Edge curvature Edge Curvature related to the corresponding work size			Max + 0.14 mm Max - 0.00 mm					
	(c) Warpage Warpage related to diagonal calculated from the work size.			Max + 0.12 mm Max - 0.00 mm					
	± 1.8 mm								
<b>(2) PHYSICAL PROPERTIES</b>									
2.1	Water absorption (%)								
	(a) 0.109 % (b) 0.111% (c) 0.118% (d) 0.105% (e) 0.108%	ISO10545-3	Require as per saso ISO 13006 e 0.50%  Individual maximum 0.60%	Avg. 0.11%	Complies				
	Modulus of rupturee (MOR)								
	(a) 38.29 N/mm <sup>2</sup> (b) 39.43 N/mm <sup>2</sup> (c) 39.23 N/mm <sup>2</sup> (d) 37.57 N/mm <sup>2</sup> (e) 37.32 N/mm <sup>2</sup> (f) 42.46 N/mm <sup>2</sup> (g) 40.51 N/mm <sup>2</sup> (h) 39.37 N/mm <sup>2</sup>					ISO10545-4	Minimum 35  Individual maximum 32	Avg. 39.27 N/mm <sup>2</sup>	Complies
	Breaking strength in (N)								
(a) 1716.48 N (b) 1795.95 N (c) 1788.15 N (d) 1692.60 N (e) 1787.15 N (f) 1959.75 N (g) 1887.60 N (h) 1816.91 N	ISO10545-4								
Crazing resistance		ISO10545-11	No crazing in two cycle one hour duration at a steam pressure of 750±20Kpa 6 Nos of tiles ware subjected to autoclaving at a steam pressure of 750±20Kpa of saturated steam for two hour consisting of two cycle. None of the tiles show any sign of the crazing on the glaze surface and the lot pass the test	PASSED THE TEST	Complies				
2.5	Thermal shock resistance	ISO10545-9	Require 10 Cycle min	15/145°c 10 cycle	Complies				

2.6	Co Efficient of linear thermal expanction				
	Expanction from ambient temperature to 100 C (K-1)	ISO10545-8	Require 9X10 <sup>-6</sup> Max	4.74X10 <sup>-6</sup>	Complies
2.7	Resistance to surface abrasion	ISO10545-7	Visual failure was observed at 6000 revolution when the tiles ware subjected to abrasion stage of 150,600,750,1500,2100 upto 6000 revolution, 2100 revolution pass.	2100 revolution pass	Class IV
2.8	Moisture expansion mm/m	ISO10545-10	0.02 mm/m max	No expansion	Complies
2.9	Scratch Hardness of surface (MOH's Scale)	ISO13630-13	5 Moh's scal	5 Moh's	Complies
2.10	Bulk Density	ISO10545-3	2.2MIN	2.2764g/cc	Complies
2.11	Impact Resistance	ISO10545-5	0.55 Min	0.57	Complies
<b>(3) CHEMICAL PROPERTIES</b>					
3.1	"House hold chemical resistance Ammonium chlorine solution 100 G/L"	ISO10545-13	Min Class-GC	Class GA	No visual changes observed after impression for 24 hours pencil lines removed with wet wiping removed
3.2	"Swimming Pool Salt Sodium hypochlorite solution, 20 mg/L"	ISO10545-13	Min Class-GC	Class GA	No visual changes observed after impression for 24 hours pencil lines removed with wet wiping removed
3.3	Acid & alkalies				
3.3 (A)	Low concentration (L)				
	(a) Hydrochloric acid solution 3% (V/V)	ISO10545-13	Min Class-GLC	Class GLA	No visual changes observed after impression for 24 hours pencil lines removed with wet wiping removed
	(b) Citric acid soln. 100gm/l	ISO10545-13	Min Class-GLC	Class GLA	No visual changes observed after impression for 24 hours pencil lines removed with wet wiping removed
	(c) Potassium Hydroxide soln 30 gm/l	ISO10545-13	Min Class-GLC	Class GLA	No visual changes observed after impression for 24 hours pencil lines removed with wet wiping removed
3.3 (B)	High concentration (H)				
	(a) Hydrochloric acid solution 18% (V/V)	ISO10545-13	Min Class-GHC	Class GLA	No visual changes observed after impression for 24 hours pencil lines removed with wet wiping removed
	(b) Lactic Acid Soln. 5% (V/V)	ISO10545-13	Min Class-GHC	Class GLA	No visual changes observed after impression for 24 hours pencil lines removed with wet wiping removed
	(c) Potassuim Hydroxide Soln. 200gm/l (V/V)	ISO10545-13	Min Class-GHC	Class GLA	No visual changes observed after impression for 24 hours pencil lines removed with wet wiping removed
3.4	Resistance to satin	Stain put on tiles up to 24 hrs			
	Red past in light oil (Fe2O3)	Stain removed by hot water	Min Class - 3	Class -5	Complies
	Loding in alcohol 13g/l	Stain removed by hot weak cleaning agent	Min Class - 3	Class -4	
	Olive oil	Stain removed by hot water	Min Class - 3	Class -5	
3.5	Lead and cadium release in mg/dm <sup>2</sup>				
	Lead releases Test Solution Acietic acid solution 4% (V/V) (In 960 ml distilled water)	Digestion time -24 hrs (20±2°) Detected by ED XRF	0.1 mg/dm <sup>2</sup>	0.00 mg/dm <sup>2</sup>	Complies
	Cadmium Release Test Solution Acietic acid solution 4% (V/V) (In 960 ml distilled water)	Digestion time -24 hrs (20±2°) Detected by ED XRF	0.1 mg/dm <sup>2</sup>	0.00 mg/dm <sup>2</sup>	Complies
3.6	Small colour differences	ISO10545-9	Require 10 Cycle min	Δ E < 0.75	No Difference

